



AREA LIGHT SERIES

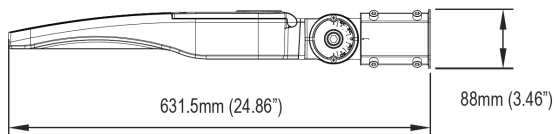
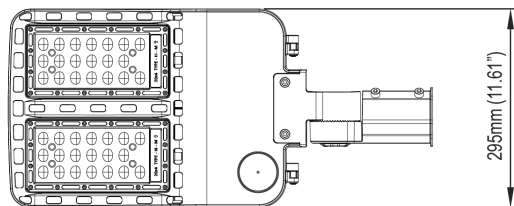
The LEDS Area Lights are perfect for new construction, retrofit and lighting upgrade solutions. High output and top of the line specifications. Available in multiple wattage and lumen output configurations to meet any lighting application. Type 4 & 5 available.

FEATURES

- Lumileds LEDs: High efficacy, long life
- High efficiency driver: 120V – 277V
- Die-cast aluminum construction for superior thermal management.
- Premium optics for even light distribution, Utilization and control.

STRUCTURE FEATURES

- Shell materials: Aluminum & PC
- Finish: Dark Bronze/White
- Net Weight: 2.9Kg (6.4 lbs)
- Product Size: 631.5mm * 295mm * 88mm
- Carton Size: 390mm * 267mm * 185mm
- 5 year Limited Warranty



Accessories

Order Code

Glare Shield

AL1210SHIELD



Mount Type

Order Code

Part

Slip Fitter (A)

AL6660

AL-SF-002

Square Pole Mount (B)

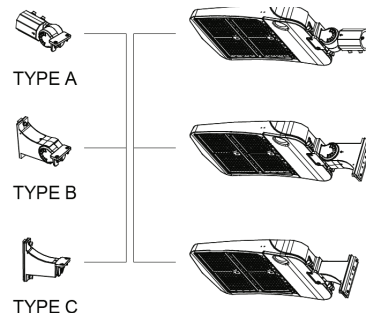
AL6661

AL-SP-002

Round Pole Mount (C)

AL6662

AL-RP-002



Order Code	Part Number	Watts	Lumens	CCT	Input	Voltage
AL1210	AL-G4-15050-MV	150	18000	5000	>80	120-227
AL1112	AL-24050-MV	240	28000	5000	>80	120-277