

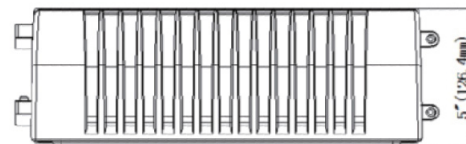
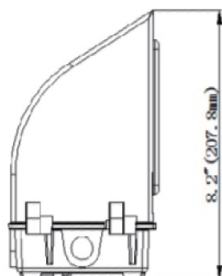
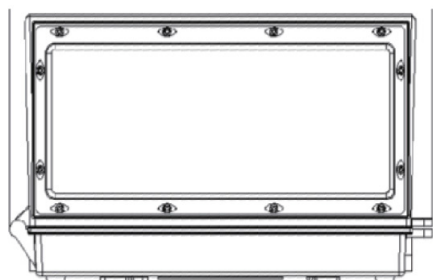


WALL PACK LIGHT SERIES

The LED Wall Packs are perfect for new construction, retrofit and lighting upgrade solutions. High output and top of the line specifications. Available in multiple wattage and lumen output configurations to meet any lighting application.

FEATURES

- Lumileds LEDs: High efficacy, long life
- High efficiency driver: 120V – 277V
- Die-cast aluminum construction for superior thermal management.
- Premium optics for even light distribution, Utilization and control.
- 5-Year warranty



SHIPPING INFORMATION


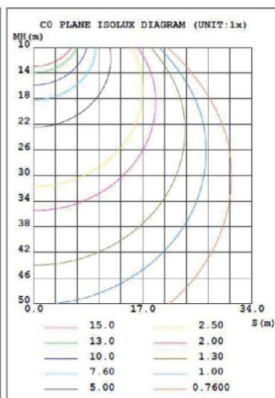
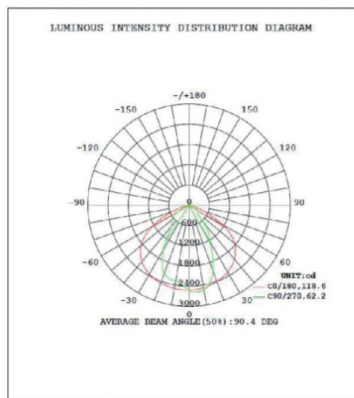
Order Code	Unit	Weight	Width	Length	Height
WP1113	Product	2.9kg	354.8 mm	207.8 mm	126.4 mm
WP1113	Carton	3.6 kg	390 mm	267 mm	185 mm
WP1114	Product	3.0 kg	354.8 mm	207.8 mm	126.4 mm
WP1114	Carton	3.6 kg	390 mm	267 mm	185 mm

Order Code	Part Number	Watts	Lumens	CCT	Input	Voltage
WP1113	WP-FC-4550-MV	45	4800	5000	>80	120-277
WP1114	WP-FC-7050-MV	70	7200	5000	>80	120-277

TECHNICAL PARAMETERS

	WP-FC-4550-MV	WP-FC-7050-MV
Power	45W	70W
Input Voltage	AC100-277V	AC100-277V
PF	>0.95	>0.95
Driver Efficiency	>90%	>90%
Luminous Flux	4800 Lm	7340 Lm
Color Temperature	4000K/5000K	4000K/5000K
CRI	Ra>80	Ra>70
Lighting Angle	60 ° x 90 °	62 ° x 118 °
LED Brightness Decay	<5% / 6000 hrs	<5% / 6000 hrs
Working Life	>50000 hrs	>50000 hrs
Working Temperature	-30 - +45 °C	-30 - +45 °C
Storage Temperature	-40 - +80 °C	-40 - +80 °C
Protection Level	Wet Location / IP65	Wet Location / IP65
Cable	Input Connect, No Cable	Input Connect, No Cable

PHOTOMETRICS (45 W)



PHOTOMETRICS (70 W)

