



LINEAR HIGH BAY SERIES

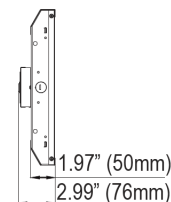
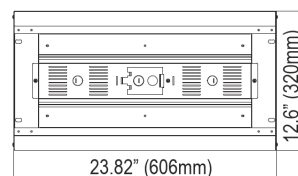
The LEDS High-Bays are perfect for new construction, retrofit and lighting upgrade solutions. High output and top of the line specifications. Available in multiple wattage and lumen output configurations to meet any lighting application.



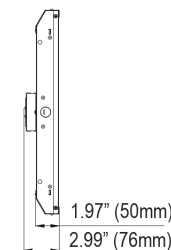
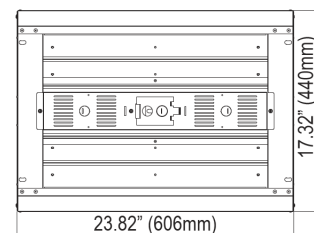
FEATURES

- Philips LEDs for long Life.
- High efficiency dimmable driver.
- Multiple mounting options.
- Premium optics for even light distribution, utilization and control.
- 5-Year warranty

110W HIGH BAY



160W HIGH BAY



Accessories	Order Code	Part Number
Pendant Mount	PM-7000	PM-LHB

Order Code	Part Number	Watts	Lumens	CCT	Voltage
LHB1110	HB-2-110	110	14300	5000	120-277
LHB1111	HB-3-160	160	21000	5000	120-277